






Ellwood Community Primary School – Core Subject Overview Year 1 – Summer 2

English	Maths	Science
<p style="text-align: center;"><u>Writing</u></p> <p>We will explore the story 'The Queen's Hat' and write our own missing hat posters and narratives based on the text. We will write a set of instructions for How to Grow a Plant (linked to Science.) The children will also write a letter to their new teacher. We will apply these skills:</p> <ul style="list-style-type: none"> • Use a capital letter for names of people, places, the days of the week and 'I' • Add prefixes and suffixes: ing and ed. . • Say out loud what they are going to write about • Sequence sentences to form short narratives. • Use conjunctions to join parts of sentences • Re-read writing to check it makes senses and read it out loud. • Understand which letters belong to which handwriting 'families' and practise these. <p style="text-align: center;"><u>Reading</u></p> <ul style="list-style-type: none"> • Apply phonics knowledge to decode and blend. • Read common exception words. • Re-read books to increase fluency • Discuss word meanings. • Check that the text makes sense to them as they read and correct inaccurate reading • Link what they read or hear to their own experiences • Make inferences on the basis of what is being said and done • Predict what might happen next. • Explain their understanding of what is read to them. <div style="text-align: right;">  </div>	<p style="text-align: center;"><u>Place Value</u></p> <ul style="list-style-type: none"> • Count from 50 to 100. <ul style="list-style-type: none"> • Tens to 100. • Partition tens and ones. • The number line to 100. • One more and one less. <ul style="list-style-type: none"> • Compare numbers. <p style="text-align: center;"><u>Money</u></p> <ul style="list-style-type: none"> • Unitising. <ul style="list-style-type: none"> • Recognise coins and notes. • Count in coins. <p style="text-align: center;"><u>Measurement – time</u></p> <ul style="list-style-type: none"> • Before and after. • Days of the week and months of the year. <ul style="list-style-type: none"> • Hours, minutes and seconds. • Time to the hour and to the half hour. <div style="display: flex; justify-content: space-around; align-items: center;">   </div>	<p style="text-align: center;"><u>Plants</u></p> <p style="text-align: center;"><u>Substantive knowledge:</u></p> <ul style="list-style-type: none"> • Identify and describe the basic structure of a variety of common flowering plants, including trees. • Identify plants that give us food. <p style="text-align: center;"><u>Disciplinary Knowledge:</u></p> <ul style="list-style-type: none"> • Use observations to compare. • Talk about what I found out. • Describe how to group familiar objects. • Suggest answers to questions through own knowledge. <div style="display: flex; justify-content: space-around; align-items: center;">   </div>

Ellwood Community Primary School – Specific Subject Overview
Chestnut Class – Summer 2

Geography

- Explain what a map is used for and understand what a key is.
 - Draw a map.
 - Explain what an aerial photo is.
 - Locate the Amazon rainforest using an atlas.
- Explain what the weather, plants and animals are like in the Amazon rainforest.
 - Compare the Amazon rainforest and Ellwood.



Life Skills – Keeping Myself Safe

- Discuss different feelings and how they affect behaviour.
- Understand that we may have different feelings about the same situation.
- Identify a place where I feel safe and how it feels.
- Think about strategies to use when feeling unsafe.
 - Recognise when I may need to share a secret.
- Learn to recognise inappropriate touch and what to do in a situation if this occurs.
- Learn about personal networks and how these can provide help.

Computing – Digital Imagery

- Understand and create a sequence of pictures.
 - Take clear photos.
 - Edit photos.
- Search for and import images.
 - Create a photo collage.



Art

- Find out about the artist Henri Rousseau.
- Explore artwork inspired by the rainforest.
- Develop techniques in colour, pattern, shape and line.



RE – How do stories and art express worldviews?

- Find out what Muslims might learn from stories about Muhammad and the story of Bilal.
- Find out why Muslims use prayer mats and what the art on prayer mats show us about Muslim worldviews.
- Talk about the lessons Humanists might learn from important stories.
- Explore how an artist who was non-religious showed their worldview through their work.
 - How do stories and art express worldviews?

Music – Great Composers – Holst

- Listen to a new piece of music.
- Explore spikey (staccato) and smooth (legato) in the context of music.
 - Learn a new song and sing it in different styles.
 - Play simple patterns on the drum and repeat simple patterns back.
- Sing lyrics to a familiar tune and add some of my own words.
 - Make a space map with different sounds.
 - Play different percussion instruments.

PE

Each week in PE, children will have a Cricket session with a coach and a PE session with Mr English (Prostars coach) focusing on team games. Mr English will also practise various races in preparation for Sports Day

